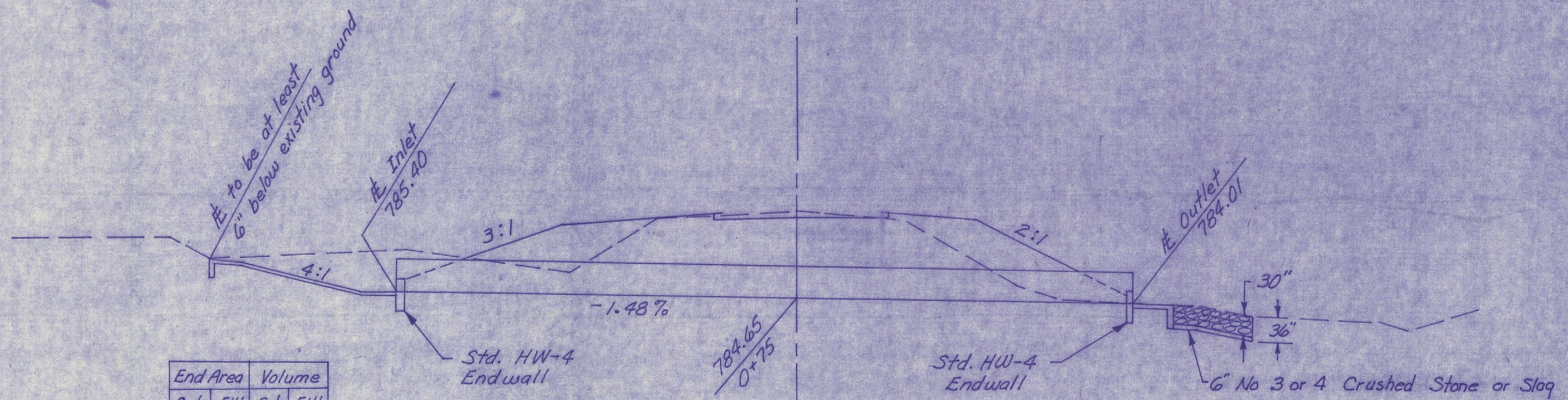
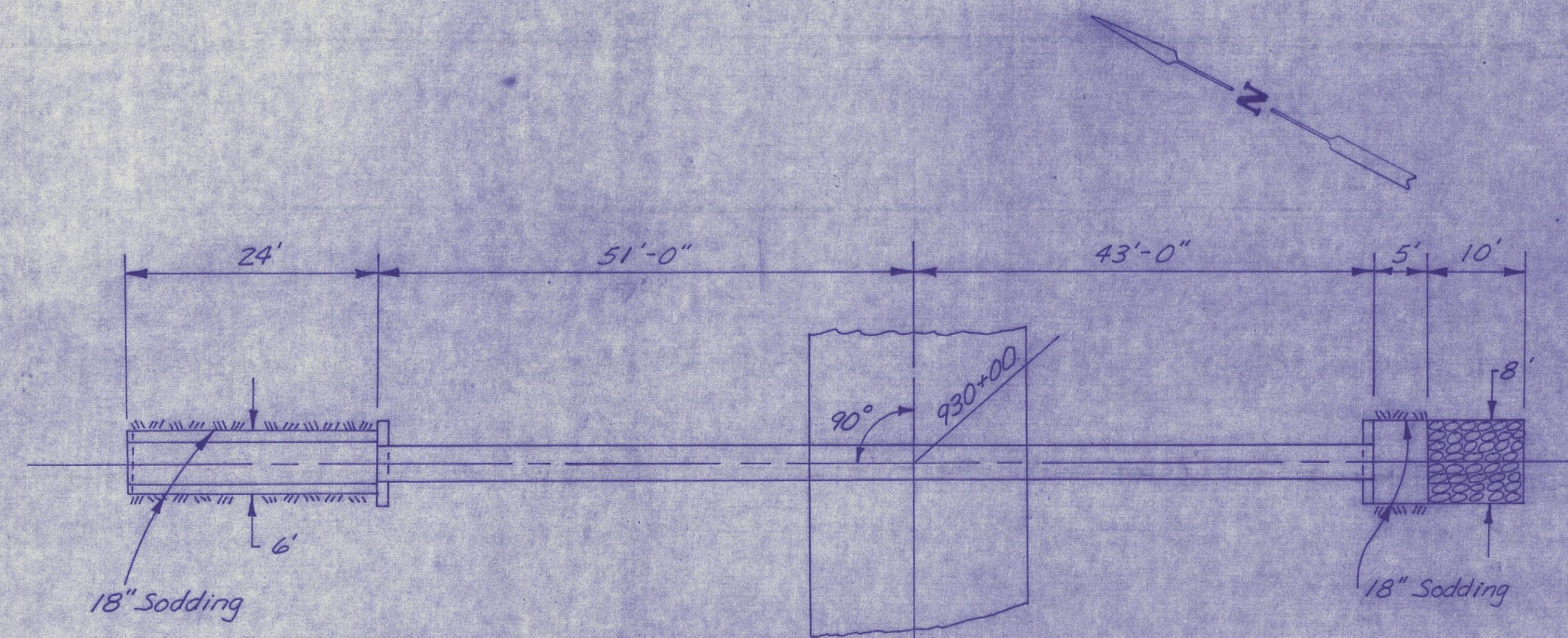


STRUCTURE No Hoc-93-1761
 STA. 930+00
 REF. NO I-D SHEET 18

ESTIMATED QUANTITIES

- | | | |
|--|------|---------|
| * 603 42" Conduit Type A 706.02 or 48" 707.05 Type C | 94 | Lin.Ft. |
| * 602 Concrete Masonry | 2.20 | Cu.Yds. |
| * 601 Riprap 6" Reinforced Concrete Slab | 21 | Sq.Yds. |
| * 601 Rock Channel Protection Type B | 9 | Cu.Yds. |
| * 660 Sodding | 8 | Sq.Yds. |
| ** 203 Excavation | 68 | Cu.Yds. |
| ** 659 Seeding | 68 | Sq.Yds. |

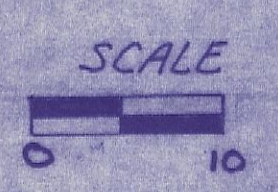
* Quantities to Plan Sheet 18
 ** Quantities to Cross Section Sheet 36



DRAINAGE AREA 40 ACRES
 $Q_{25} = 93 \text{ c.f.s.}$

	End Area		Volume	
	Cut	Fill	Cut	Fill
0+51 = 72				
0+00 = 0	72	0	68	0

795.67
 930+00
 795.7



Calculated	Checked
By: F.B.	By: DS
Date: 11/20/72	Date: 1-4-73